

FOREST TRIM

Proper Storage & Handling of Forest Trim



Congratulations on selecting Forest Trim—Manufactured by CTI and exclusively represented by IWP.

Until installed, Forest Trim needs protection from direct sunlight, water saturation, dirt, and other elements. Forest Trim should be stored in a dry location off of the ground, on blocks, and protected with a water proof cover. Do not completely seal the bundle, as good air circulation is required

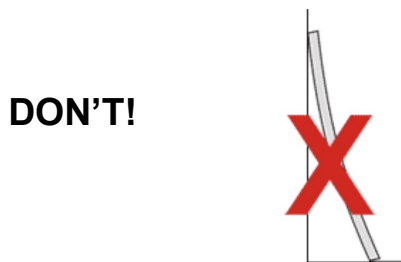
Under normal conditions all wood products contain some moisture. Wood is a hygroscopic materials and it readily exchanges moisture with the environment. This is true of ALL wood products, whether raw or finished. Although a finish will slow this process, wood will regardless react to changes in humidity.

Storage & Handling Instructions:

1. Treat Forest Trim primed boards as you would a piece of moulding. Handling damage is not considered a factory defect.
2. All trim boards should be handled with clean hands or gloves to avoid leaving soil or stains on the material.
3. Lift or carry the product. Do not slide the product across one another or allow product to be knocked together.
4. Allow product to become acclimated to temperature and humidity prior to installation.
5. Forest Trim should be stored flat on a level surface in a dry, ventilated area. Use a breathable cover to keep clean but allow circulation.



6. Do NOT lean trim against a wall—it may be stored in proper stand up bins with support along the back of the board.



7. Avoid storing product outside exposed to the elements.